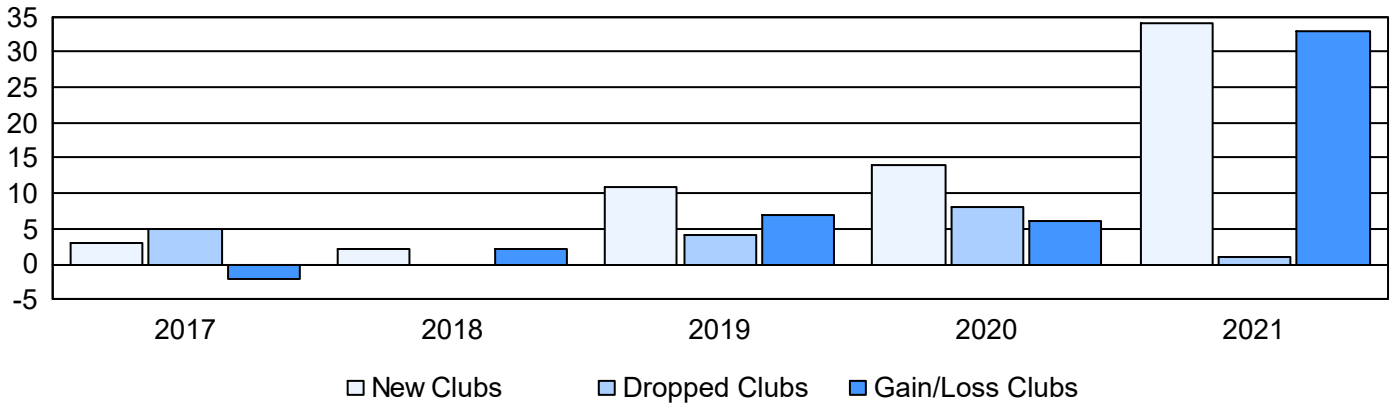
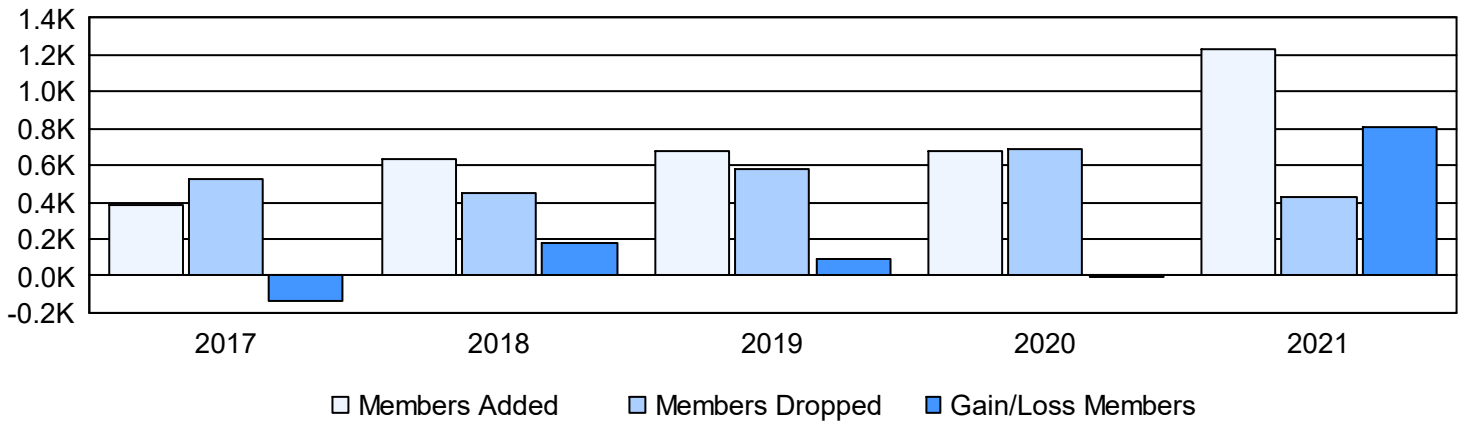


Year	New Clubs	Dropped Clubs	Gain/ Loss Clubs	New Members	Charter Members	Reinstate Members	Transfer Members	Total Member Added	Total Members Dropped	Gain/ Loss Members
2016-2017	3	5	-2	304	65	9	6	384	525	-141
2017-2018	2	0	2	540	68	20	3	631	450	181
2018-2019	11	4	7	384	263	24	4	675	585	90
2019-2020	14	8	6	290	367	16	1	674	685	-11
2020-2021	34	1	33	528	697	8	2	1,235	431	804
Average	13	4	9	409	292	15	3	720	535	185

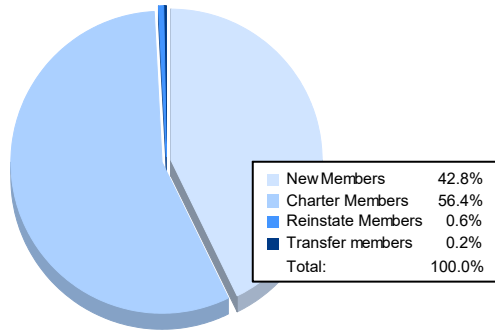
Clubs



Members



Membership Composition June 2021 Cumulative



Gender Composition June 2021 Cumulative

